

Pneumatic Quick Couplings

General Purpose – Manual Connect

70 Series

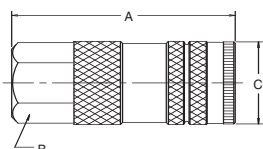


Features

- Parker 70 Series couplings are interchangeable with Lincoln's "Long Stem" series couplings.
- 70 Series couplings have a full opening tubular valve for maximum flow and a built-in sleeve guard to minimize accidental disconnect.
- The 70 Series is only available in 1/4" body size.
- 70 Series couplings have all brass bodies and steel valves.
- Standard seal material is Nitrile. See the Coupling Selection and Ordering Information Guide at the beginning of Section A and the Fluid Compatibility Chart at the end of this catalog for optional materials.

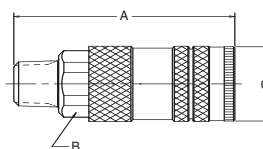
Couplers

Female Pipe Thread



Body Size (in.Z)	Part No. Brass	Thread Size NPTF	Dimensions (in.Z)			Wt. (LBZ P/Piece)
			Overall Length	Hex Size	Largest Diameter	
			A	B	C	
1/4	B73	1/4-18	2.40	0.75	0.90	0.25

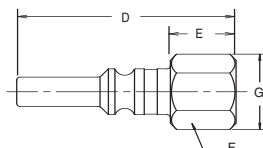
Male Pipe Thread



Body Size (in.Z)	Part No. Brass	Thread Size NPTF	Dimensions (in.Z)			Wt. (LBZ P/Piece)
			Overall Length	Hex Size	Largest Diameter	
			A	B	C	
1/4	B72	1/4-18	2.62	0.75	0.90	0.25

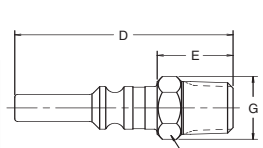
Nipples

Female Pipe Thread



Body Size (in.Z)	Part No. Steel	Thread Size NPTF	Dimensions (in.Z)			
			Overall Length	Exposed Length*	Hex Size	Largest Diameter
			D	E	F	G
1/4	L3C	1/4-18	2.10	0.77	0.62	0.72

Male Pipe Thread



Body Size (in.Z)	Part No. Steel	Thread Size NPTF	Dimensions (in.Z)			
			Overall Length	Exposed Length*	Hex Size	Largest Diameter
			D	E	F	G
1/4	L2C	1/4-18	2.25	0.92	0.56	0.65

* This dimension represents portion of nipple that is exposed when nipple is inserted in a Parker 70 Series coupler.

Specifications

Body Size (in.Z)	1/4
Rated Pressure (psi)	300
Temperature Range (Std. seals)*	-40° to +250° F.
Locking Device	4 balls

* See Coupling Selection and Ordering Guide for Optional Seals.

See **Coupling Repair Kits** Table on introduction page to General Purpose - Manual Connect Couplers

Performance

70 Series (1/4" sizeZ)

