

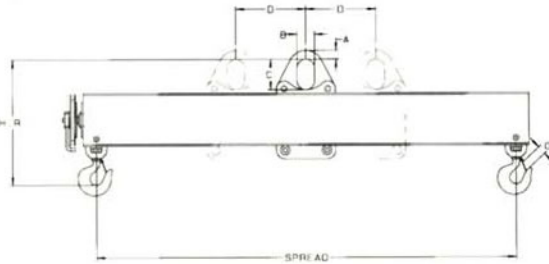
Lifting Beams

Model 26 - Load Leveler Lifting Beam

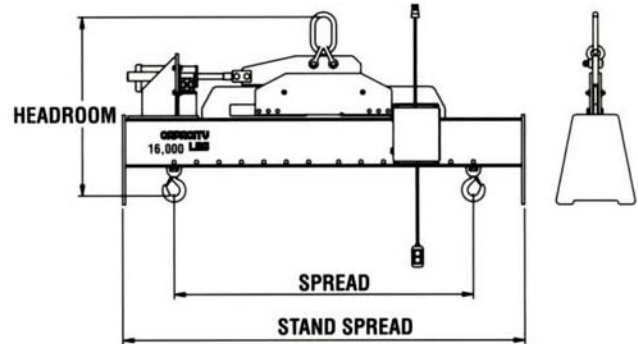


PRODUCT FEATURES:

- Ideal for infinite adjustment of bail.
- Swivel hooks with hook latches standard.
- Wide range of sizes and capacities available.
- Designed and manufactured to ASME B30.20.



Chain Wheel adjusts **before** lift.




Posi-Leveler™ adjusts **during** lift.

LIFTING BEAMS

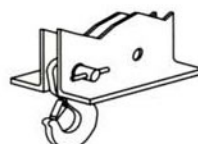
SPECIFICATIONS (Chain Wheel model only)

Capacity In Tons	Model Number Headroom (in.) Weight (lbs.)	Spread In Feet										Other Dimensions (in.)	
		4	6	8	10	12	14	16	18	20	24		
2	Model Number	26-2-4	26-2-6	26-2-8	26-2-10	26-2-12	26-2-14	26-2-16	26-2-18	26-2-20	26-2-24	A=1-1/2	T=5/8
	Headroom	15-1/8	15-1/8	16-1/8	17-1/8	17-1/8	18-1/8	18-1/8	19-1/8	19-1/8	20-1/8	B=3	O=1
	Weight	135	185	260	329	377	481	538	680	750	1265	C=5	
5	Model Number	26-5-4	26-5-6	26-5-8	26-5-10	26-5-12	26-5-14	26-5-16	26-5-18	26-5-20	26-5-24	A=2	T=1
	Headroom	21-1/2	21-1/2	23-1/2	23-1/2	25-1/2	25-1/2	25-1/2	28-1/2	28-1/2	28-1/2	B=4	O=1
	Weight	170	270	382	475	681	777	950	1455	1603	2345	C=7	
10	Model Number	26-10-4	26-10-6	26-10-8	26-10-10	26-10-12	26-10-14	26-10-16	26-10-18	26-10-20	26-10-24	A=2	T=1-1/4
	Headroom	25-3/4	28-3/4	28-3/4	31-3/4	31-3/4	31-3/4	31-3/4	34-3/4	34-3/4	34-3/4	B=4	O=1-3/4
	Weight	257	440	500	940	1094	1243	1388	1875	2056	2560	C=7	
15	Model Number	26-15-4	26-15-6	26-15-8	26-15-10	26-15-12	26-15-14	26-15-16				A=2-1/2	T=1-1/2
	Headroom	30-1/2	33-1/2	33-1/2	33-1/2	36-1/2	36-1/2	36-1/2				B=5	O=1-3/4
	Weight	376	565	622	972	1319	1418	1513				C=9	
20	Model Number	26-20-4	26-20-6	26-20-8	26-20-10	26-20-12						A=2-1/2	T=1-1/2
	Headroom	34	37	37	37	37						B=5	O=2
	Weight	445	798	900	1050	1353						C=9	


BAIL ADJUSTMENT (in.)	D=8	D=12	D=16	D=20	D=24	D=28	D=32	D=36	D=40	D=48
-----------------------	-----	------	------	------	------	------	------	------	------	------



OPTION A



OPTION B



OPTION C

EXTRA HOLES.

Allows for multiple hook positioning. Specify number and spread(s) required.

*Could increase headroom dimension, consult factory.

FASPINs.

For ease of positioning hooks with quick release. Specify number of faspins required.

EXTRA HOOKS.

Allows for multiple pick points. Specify number of hooks required.