


Booms

Model EB - Fixed Length Fork Lift Booms

Use the efficient, economical Fixed Length Boom attachment when telescoping is not required.



Fixed Length Model
EB-40 Shown

PRODUCT FEATURES:

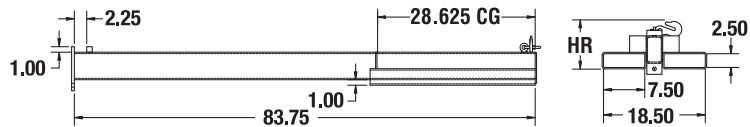
- Fixed length.
- Restraining chain with grab hook.

EB-15 - Lightweight

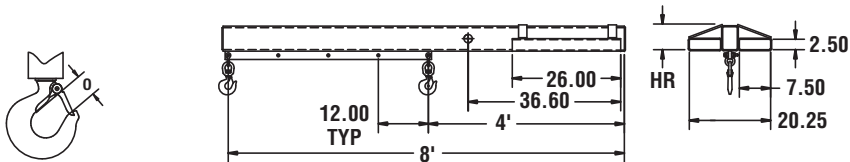
- Accepts up to a 2" wide sling.
- Optional swivel hook available.

EB-40 - Fixed Length

- 5 alternate hook positions.
- Fixed or swivel hooks available.



EB-15



EB-40

NOTE: All dimensions on drawings shown in inches unless stated.

SPECIFICATIONS

Model Number	Maximum Capacity (lbs.)	Headroom HR (in.)	Hook Opening O (in.)	Maximum Capacity @ Hook Position - (lbs.)					Weight (lbs.)
				4'	5'	6'	7'	8'	
EB-15	1500	7.00	1.00	-	-	-	-	-	185
EB-40	4000	6.30	1.09	4000	3500	3000	2500	2000	240

WARNING

Capacity of lift truck and attachment combination may be less than capacity shown on attachment. Consult lift truck manufacturer.