

# Saws & Blades

Saws and blades from Klein are designed with the professional user in mind, providing superior results with less effort.

FOR Professionals... Since 1857®



Saws & Blades



## Saws & Blades

### Heavy-Weight Hacksaws

- A rugged, heavy-duty saw with the versatility to satisfy professional requirements.
- Greater weight means a faster job.
- Permits efficient one-hand use where necessary.
- Blade cuts fully through to a flat surface.
- Converts easily from vertical to horizontal position for full-flush cutting.
- Durable, tubular steel frame, die-cast zinc handles with blue finish.
- Pivot-action front end with slotted tensioning rod permits maximum tightening of blade for more efficient sawing and longer blade life.
- Curved front-end design for comfortable two-hand use.
- Storage for extra blades in tubular steel frame.
- Supplied with blade; Cat. Nos. 701-12 and 701-12TH with Cat. No. 1200BI Golden Tri-Cut blade.
- 701-12TH has threaded pins that cannot be lost if blade breaks and it can only be used in a vertical position.



701-10

Cat. No.	Overall Length	Blade Length	Weight (lbs.)
701-10	14" (356 mm)	10" (254 mm)	2.05
701-12	16" (406 mm)	12" (305 mm)	2.10
<b>Threaded Retaining Pins</b>			
701-12TH	16-1/4" (413 mm)	12" (305 mm)	1.20

### Lightweight Hacksaw

- Heavy-duty professional quality, yet light enough for overhead cutting or use from a ladder or scaffold.
- Durable, tubular steel frame with cast-aluminum handles.
- Comfortable molded plastic grip inserts.
- Pivot-action front end and large knurled thumbscrew at handle for easy blade tension adjustment.
- Blade cuts fully through to a flat surface.
- Removable retaining pins permit quick blade conversion to horizontal position for full-flush cutting.
- Storage for extra blades in tubular steel frame.



701-AL

Cat. No.	Overall Length	Blade Length	Weight (lbs.)
701-AL	16-1/4" (413 mm)	12" (305 mm)	1.20

### Industrial Hacksaw – High-Speed Steel Blade

- Lightweight with good balance.
- Frame adjusts to hold 10" (245 mm) or 12" (305 mm) blades.
- Storage for 6 extra blades in tubular-steel frame.
- Blade converts to horizontal cutting.
- Wing nut for blade-tension adjustment.
- Blade cuts most metals including unhardened tool steel and stainless.



700-12

Cat. No.	Overall Length	Blade Length	Weight (lbs.)
700-12	18-1/2" (470 mm)	12" (305 mm)	1.03

All dimensions are in inches and (millimeters).

**▲WARNING:** Always wear approved eye protection.

**▲WARNING:** Never use on or near live electrical circuits.

## Dual-Purpose Hacksaw – Golden Tri-Cut 3-in-1 Blade

- Blade has three teeth sizes.
- Blade converts quickly to 90° or 45° for standard or flush-cut applications.
- Pivot-lock adjusts blade tension for straighter cuts and longer blade life.
- Set screw allows for storage of extra blades and secures blade for “jab” sawing.
- Aluminum finger grip handle and front end.
- Thumb guard for two-hand sawing.



701-S

Cat. No.	Overall Length	Blade Length	Weight (lbs.)
701-S	16" (406 mm)	12" (305 mm)	1.45

## Bi-Metal Blades

- Special high-speed steel teeth fused to regular carbon-steel body provide superior cutting and longer life.
- Withstands greater saw tension for less blade flexing.
- Fits all 12" (305 mm) hacksaw blades.
- Blue finish.
- Available in box of 100 blades or in a reclosable, heavy-vinyl, seal-tight pouch of ten blades.




1224BI

Cat. No.	Pack Size	Teeth Per Inch	Length	Weight Per Pack (lbs.)
1218BI-P	10-pack	18	12" (305 mm)	.45
1224BI-P	10-pack	24	12" (305 mm)	.45
1232BI-P	10-pack	32	12" (305 mm)	.45
1218BI	100-pack	18	12" (305 mm)	4.50
1224BI	100-pack	24	12" (305 mm)	4.50
1232BI	100-pack	32	12" (305 mm)	4.50

## Golden Tri-Cut™ Blades

- Unique design provides three teeth sizes on one blade.
- Has 32 teeth/inch up front for quick starts, 24 teeth/inch in the middle and 18 teeth/inch on the end for fast and smooth conventional cutting.
- Special high-speed steel teeth fused to carbon-steel provide superior cutting action and long life.
- Gold finish.
- Available in box of 100 blades or reclosable, heavy-vinyl, seal-tight pouch of ten blades.



1200BI



Blade has three teeth sizes

Cat. No.	Pack Size	Teeth Per Inch	Length	Weight Per Pack (lbs.)
1200BI-P	10-pack	32-24-18	12" (305 mm)	.45
1200BI	100-pack	32-24-18	12" (305 mm)	4.50

## Carbon Steel Blades

- High-carbon steel blades cut mild steel, cast-iron, aluminum, and copper.
- Precision-ground teeth provide smooth cutting.




1218C

Cat. No.	Pack Size	Length	Teeth Per Inch	Weight Per Pack (lbs.)
1018C	100-pack	10" (254 mm)	18	3.50
1024C	100-pack	10" (254 mm)	24	3.50
1032C	100-pack	10" (254 mm)	32	3.50
1218C	100-pack	12" (305 mm)	18	4.50
1224C	100-pack	12" (305 mm)	24	4.50
1232C	100-pack	12" (305 mm)	32	4.50

All dimensions are in inches and (millimeters).

**⚠ WARNING:** Always wear approved eye protection.

**⚠ WARNING:** Never use on or near live electrical circuits.



# Saws & Blades

## High-Speed Steel Blades

- High-speed steel blades cut most metals, including unhardened tool steel and stainless.
- Available in 12" (305 mm) blade length only.
- Available in box of 100 blades or in reclosable, heavy-vinyl, seal-tight pouch of ten blades.



1232HS

Cat. No.	Pack Size	Length	Teeth Per Inch	Weight Per Pack (lbs.)
1218HS-P	10-pack	12" (305 mm)	18	.45
1224HS-P	10-pack	12" (305 mm)	24	.45
1232HS-P	10-pack	12" (305 mm)	32	.45
1218HS	100-pack	12" (305 mm)	18	4.50
1224HS	100-pack	12" (305 mm)	24	4.50
1232HS	100-pack	12" (305 mm)	32	4.50

## Jab Saw

- Cuts drywall, wallboard, plywood, and plastic.
- Triple ground teeth for a fast cut.
- Blade cuts in both directions (push and pull).
- Hardened, carbon steel blade for durability.
- Hardened, beveled blade point for scoring and plunge cuts.
- Comfort-cushion grip with thumb groove.
- Handle structure designed for strength and durability.
- Flat-end grip for palming or punching through drywall.



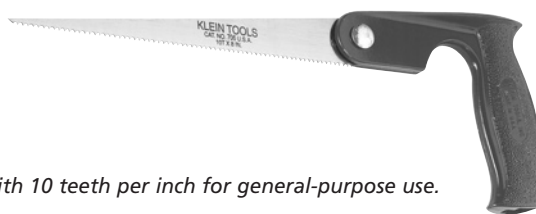
725

Cat. No.	Blade Length	Overall Length	Weight (lbs.)
725	6" (152 mm)	12" (305 mm)	.31

**⚠WARNING:** Never use blade as a prying device as blades may break & cause injury.

## Magic-Slot Compass Saws

- Magic-Slot design allows fast blade changing without removing thumbscrew.
- Handle is strong, lightweight, die-cast zinc with blue finish.
- Handle is contoured for comfort.
- Blade is tough, high-quality carbon steel, 8" (203 mm) long, with 10 teeth per inch for general-purpose use.
- Replacement blades and handle can be ordered separately.



703

Cat. No.	Description	Overall Length	Teeth Per Inch	Weight (lbs.)
703	Magic-Slot compass saw complete with Cat. No. 706 blade	13" (330 mm)	10	1.20
702	Magic-Slot compass saw handle only. Takes only Magic-Slot cut-in or general-purpose blades.	5" (127 mm)	—	1.10

## Compass Saw Blades

- For cutting through wallboard or Masonite to install wiring, outlet boxes, etc.
- Tough high-quality carbon steel.
- Pointed starter tip.
- Fits Magic-Slot compass saw handle Cat. No. 702.



709

Cat. No.	Blade Length	Teeth Per Inch	Weight (lbs.)
<b>Magic-Slot Electrician's Cut-in Blade</b>			
709	4" (102 mm)	10	.06
<b>General-Purpose Compass Saw Blades</b>			
704	12" (305 mm)	8	.14
705	12" (305 mm)	10	.14
706	8" (203 mm)	10	.09
707	10" (254 mm)	10	.12

All dimensions are in inches and (millimeters).

**⚠WARNING:** Always wear approved eye protection.

**⚠WARNING:** Never use on or near live electrical circuits.

